


Set #20
Counts: 0
Measure: 1-4

Move 16

Winds and Percussion: Ignore this dot and take 32 counts to go directly to set 21.

G: Move 12, Hold 4
Move off field in a ripple (either direction) for equipment change.




Director Viewpoint

Set #21
Counts: 20
Measure: 5-9

Move 16, Hold 4

G4: Move 8 to this dot (mm 5-6)
G3: Hold 8 then move 8 to this dot
(mm 7-8)



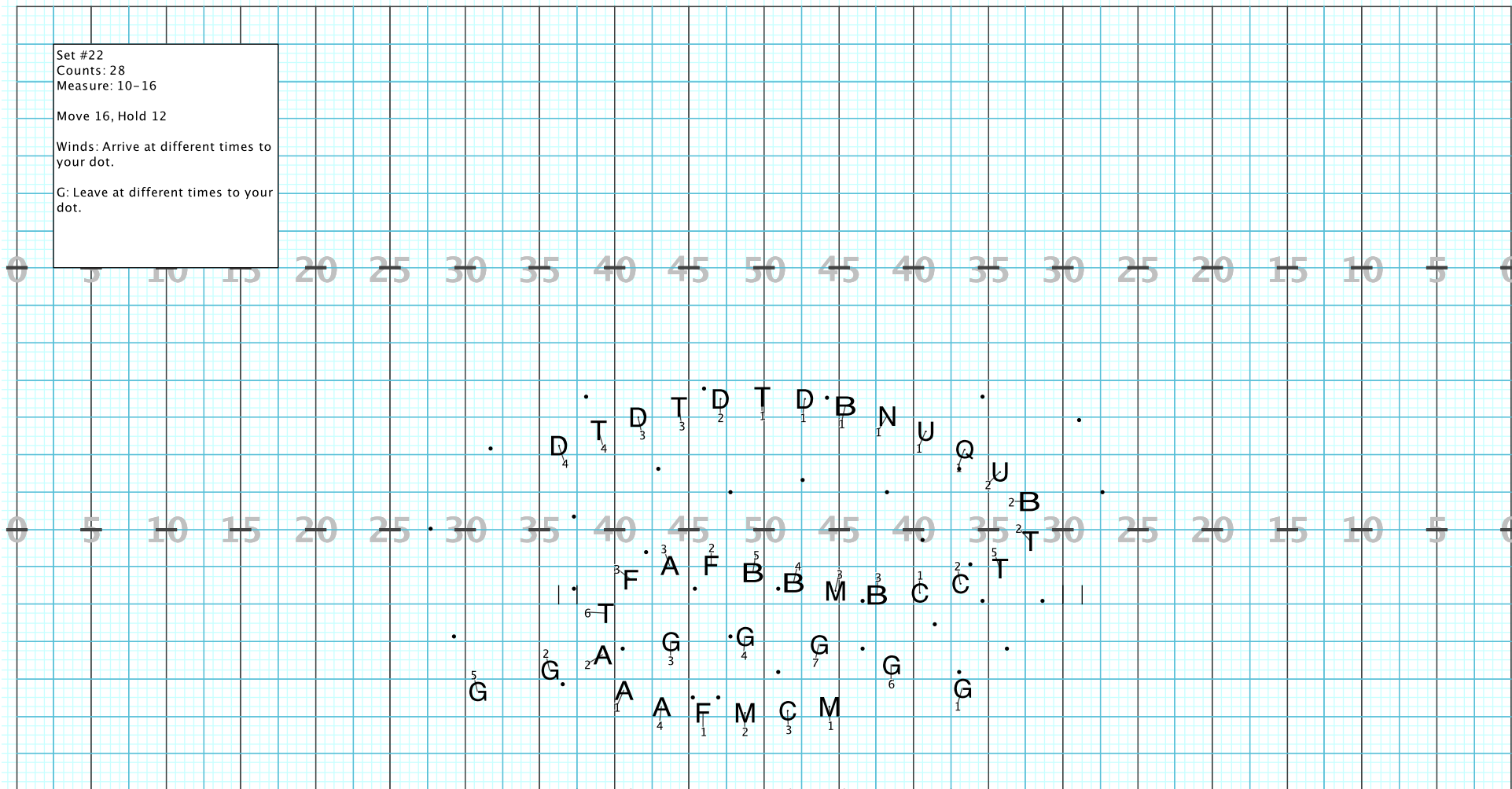
Director Viewpoint

Set #22
Counts: 28
Measure: 10-16

Move 16, Hold 12

Winds: Arrive at different times to your dot.

G: Leave at different times to your dot.

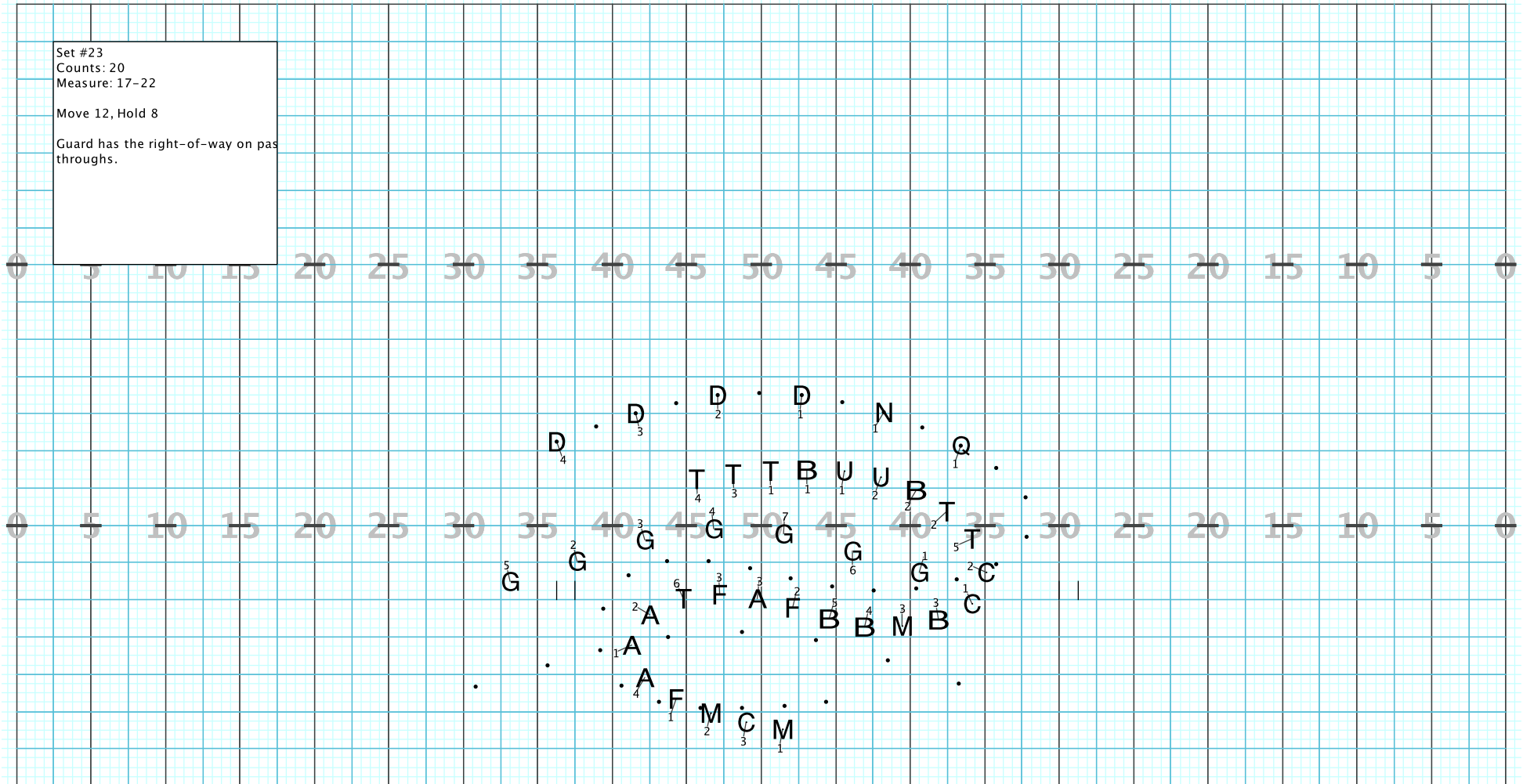


Director Viewpoint

Set #23
Counts: 20
Measure: 17-22

Move 12, Hold 8

Guard has the right-of-way on passthroughs.



Director Viewpoint

Set #23A
Counts: 16
Measure:

THIS DOT FOR G1 ONLY

COME HERE BEFORE YOU GO TO
TRUMPET SOLOIST

Director Viewpoint

Set #24
 Counts: 28
 Measure: 23-29
 Move 16, Hold 12
 G1: Move 16 to 24A, Move 8 to
 Trumpet soloist

The diagram is a circular arrangement of letters on a grid. The letters and their associated numbers are as follows:

- Top row: D³, D², D¹, N¹, Q¹
- Second row: G³, G⁴, G⁷, T⁴, T³, G¹, B¹
- Third row: G⁵, G², B⁵, B⁴, M³, B³, C¹, C², T⁵, T², B², U¹, U²
- Bottom row: A², F³, F³, T⁶, A², A¹, A⁴, F¹, M², C³, M¹

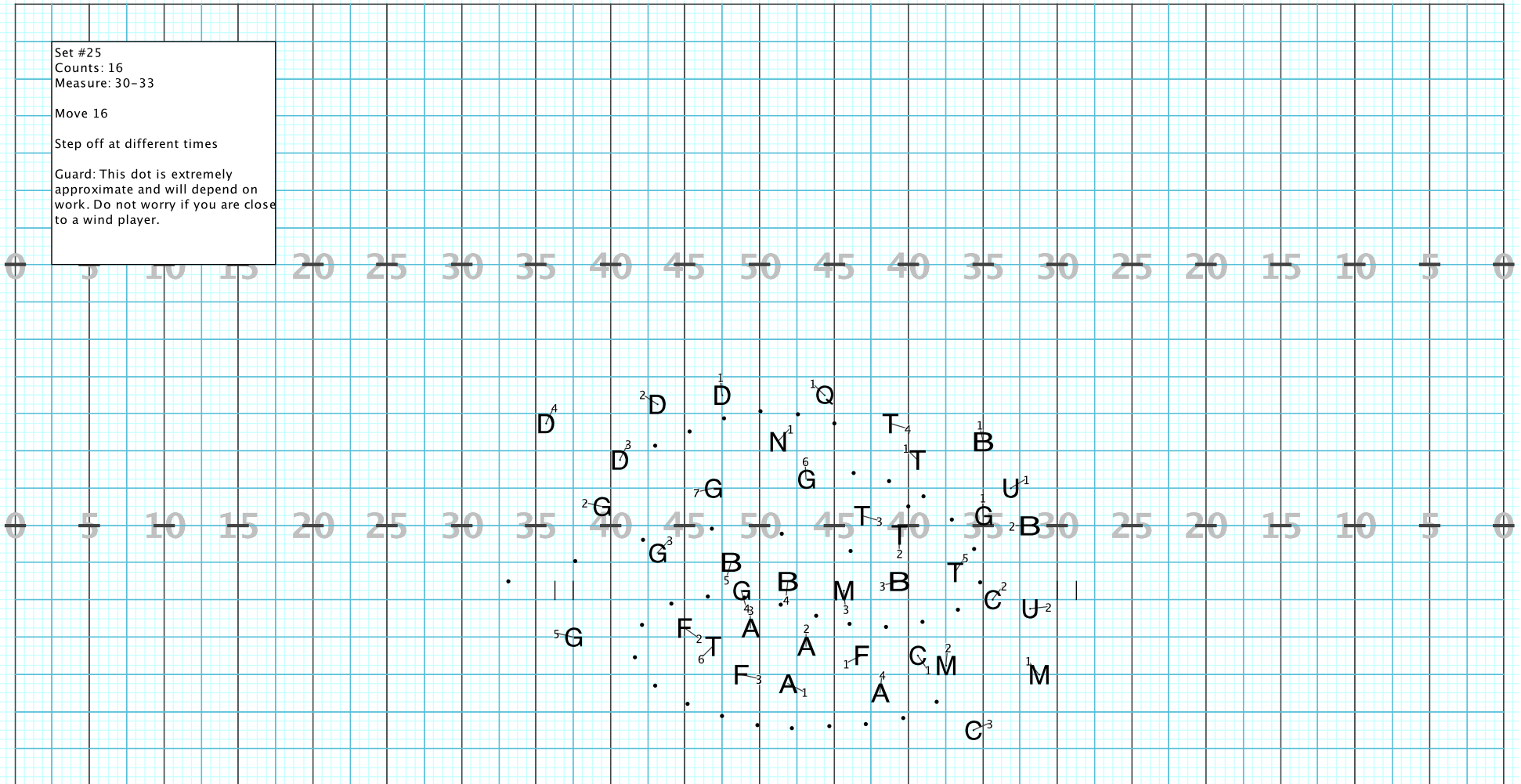
Director Viewpoint

Set #25
Counts: 16
Measure: 30-33

Move 16

Step off at different times

Guard: This dot is extremely approximate and will depend on work. Do not worry if you are close to a wind player.




Director Viewpoint

Set #26
Counts: 56
Measure: 34- END

Move 48, Hold to END

Winds and percussion: Move and hold as needed to arrive at your spot by measure 46.

Soloists: Do not move during your solos.



Director Viewpoint